
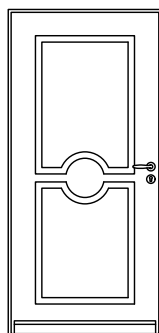


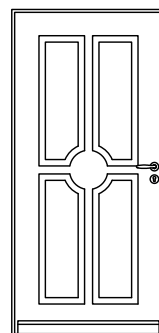
EURYDICE




Eurydice 3VR  
 $U_d=1.9$  (HB)  
 $U_d=2.2$  (HM)




Eurydice 2O  
 $U_d=1.1$  (HB)  
 $U_d=1.3$  (HM)



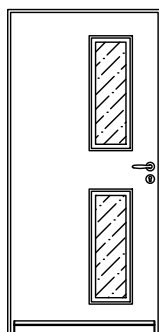
Eurydice 4O  
 $U_d=1.1$  (HB)  
 $U_d=1.3$  (HM)



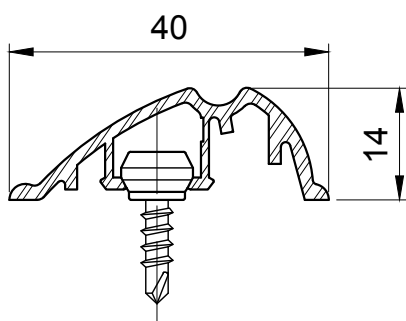
Eurydice 4E  
 $U_d=1.1$  (HB)  
 $U_d=1.3$  (HM)



Eurydice 2VR  
 $U_d=1.9$  (HB)  
 $U_d=2.2$  (HM)



Eurydice 2VE  
 $U_d=1.7$  (HB)  
 $U_d=1.9$  (HM)



Accessoires de quincaillerie en option.

Toute adaptation ultérieure d'accessoire doit être prise en compte à la commande (Renforts internes).

Décorations systématiques sur les 2 faces pour :  
**EURYDICE 2VR, ORPHEE 2VM et T1V**

**Attention:** Largeur ouvrant mini = 860  
 Hauteur ouvrant mini = 1913 avec plinthe  
 1863 sans plinthe